




Paitya kuu – Snake room

Term 2 2024 Newsletter



Dear Parents and Caregivers




Welcome back to term 2. I hope the holiday break was a safe and enjoyable time with your children. I'm looking forward to getting back into the classroom and learning with the children.

Classroom Organisation

If children can begin their day by lining up waiting for hand sanitiser, coming into class and unpacking their bags ready to start the day. Children have a designated locker for their belongings. Their lunch box can stay in their bag or be placed in front of their bag, in their locker. Drink bottle goes on the drink trolley and reader folder, (to come) goes in the yellow box. They can then begin an activity set up on the tables.

Homework

Homework may look different for each person depending on where they are at with their learning. Homework should not become a nightly battle; Homework is set for a variety of reasons. It helps to consolidate the skills that are being taught at school and provides children with additional revision opportunities. It also gives children an opportunity to explore learning in an unstructured setting, encouraging them to be independent and follow their own lines of enquiry. In addition, homework creates a partnership between school and family, giving parents an insight into what their child is learning. If Homework does become a battle, please come and see us and we can work something out.

-  Practise reading
-  Work on blending
-  Practise letter sounds

Communication Details

Tammy.Dow127@schools.sa.edu.au

The best form of communication will be via the dojo app. We will send home set up instructions. We often find mornings are very busy, We are happy to catch up for a quick chat or if you need help with separation. The best time to have a lengthier catch up is at the end of the day. At the end of the school day we always stand outside the classroom, so please feel free to catch us just to say hi or if you have any questions or concerns. Any notes/concerns can be communicated through email, Class Dojo or a phone call. We understand at times, that there may be concerns regarding your child; this is best communicated via the above email address.

Riverdale utilises the Audiri App and Facebook as platforms for sharing essential school-wide information and significant dates. Furthermore, we will ensure that comprehensive school-wide information is distributed to students in paper form. Kindly stay attuned to these channels for ongoing updates and relevant details. All other classroom information will be communicated via **Dojo app**.

Important Information

Drink bottles and lunch boxes:

The children will keep their lunch box and water bottle inside. Please clearly name your child's belongings.

Hats: The children's hats will be kept in their tray. It needs to be a bucket hat or wide-brimmed hat. No hat, No Play!

Start of the day

Gates open at 8:30am, children are able to play quietly in the courtyard. At 8:45am the first bell will go and children will make their way to class and line up. If your child is not in class by 8:50, I must mark them as away.

End of the Day:

Beginning this year school will finish at 3:00pm. This is 5 minutes earlier than last year.

Absences:

Please let the school or myself know of any absences via Dojo or phone.

Spending Money:

I ask that the children give me their spending money first thing in the morning for safe keeping.

Fruit and Vegetables

Children are allowed to eat fruit and vegetables anytime in class. This is nonpackaged food only. Any other food can be eaten at recess and lunch time. I generally say to the children, "If it grows in the ground or on a tree it can be eaten anytime."

No Nuts in Class

This year Our classroom is a Nut free zone, so when packing lunch for your child and ordering lunches please ensure that there are no nuts in the food. Thankyou kindly

Week: 2 - Friday: Walk to School Day

Week: 3 -Friday: Colour Fun Run

Week: 6 - Thursday: Twilight Markets

Week: 6 – Friday: School Closure Day

Week: 7 – Monday: Public Holiday

Week: 8- Mon/Tues: Yr 1/2 eye screen.

Test

Week: 10– Thursday: Mid-Year Reports go home

Week: 10 – Friday: end of term 2pm

Mathematics

Counting:

In this unit students will:

- increase fluency and number sense through games
- partition quantities to 20 in a variety of ways
- count fluently to and from 120 from any starting point, including skip counting by twos, tens and fives
- use efficient counting strategies to count large collections
- use estimation strategies to quantify a collection.

Measurement

In this unit students will:

- identify the attributes (including mass, capacity, length, and duration) of objects and events
- understand language and vocabulary related to measurable attributes
- use direct comparison to compare the attributes (including mass, capacity, length, and duration) of objects and events
- sequence days of the week and times of the day
- connect familiar events to the correct day and time of

Literacy

Phonological awareness (the awareness of speech sounds, syllables and rhymes) **Phonics** (the mapping of speech sounds to letters)

Students will be provided with systematic explicit teaching to develop phonological awareness and phonics using the Department Phonics and Spelling scope and sequence. During our Phonics lessons students will learn to:

- Recognise and generate rhyming words, alliteration patterns, syllables and sounds (phonemes) in spoken words.
- Segment sentences into individual words.
- Orally blend and segment onset and rime in spoken one syllable words.
- Isolate, blend, segment and manipulate phonemes in spoken one syllable words.
- Recognise, name and match all upper- and lower-case letters (graphemes) and know the most common sound that each letter represents.
- Write consonant–vowel–consonant (CVC) words by representing sounds with the appropriate letters, and blend sounds associated with letters when reading CVC words.
- Use knowledge of letters and sounds as a strategy to spell words.
- Read and write some high frequency words and other familiar words.
- Understand that words are units of meaning and can be made of more than one meaningful part.

English: Texts and My World: In this unit, students will: comprehend texts that connect to the topic of animals, including pets and Australian native animals. They will develop understanding that authors make choices to meet the purpose of texts, including to entertain, inform and express opinions. They will make connections between their prior knowledge and past experience when making links to explored texts. Students will listen to and interact with others. With support, they will create short written texts and deliver short spoken texts that retell events, report information and key ideas, and express opinions.

HASS

- Identifying the meaning of ‘Country.’
- Discussing the importance of Country to First Nations Australians.
- Learning about and recognising the Traditional Lands the school community is located on.
- Making our own connections to Country.
- Showing respect for the lands we live on.

Inquiry Questions:

- What is ‘Country?’
- Why is Country important to First Nations Australians?
- What Country do we live on?
- How do we connect to Country?
- How can we respect the Country we live on?

Science

Staying Alive: In this unit, students investigate how animals rely on their environment to survive. They are also introduced to the concept that all living things have basic requirements that need to be met, such as water and space. These concepts can help students to understand the idea of competition for scarce resources and how impacts on the environment might affect the survival of living things. This enables students to develop the knowledge, skills and values for making decisions about individual and community actions that contribute to sustainable patterns of use of the Earth’s natural resources.

Digital Technology

Markers Empire is a 3D design app tailored for R-8 learners, through in-app tutorials and challenges, students are able to enhance their creative confidence, but also develop essential Design Thinking skills,

Health & PE

Welcome to Term 2 Health and PE! This term students will be focusing on different ways of moving their body safely. This will include moving in space effectively, as well as balance, coordination and strength through basic gymnastics skills.

In **health**, students will be learning about making healthy and safe choices in a range of different situations. This will include healthy eating, sun safety and protective behaviours.

The Arts

This term in the arts students will be continuing their work with visual art and starting to experiment with media art! We will be finishing up our work on the artist Georgia O’Keefe before looking at some artwork by Andy Warhol. Students will then be learning to make monsters using plasticine which will be animated by our older students.

In **Auslan** this term students will be focusing on family signs and continuing their work on identity. They will describe who is in their family as well as learn about different family structures. Students will look at famous families in pop culture and use this in their own learning. We will continue to explore Auslan through the use of games and fingerspelling.

Kind Regards *Mry D*